

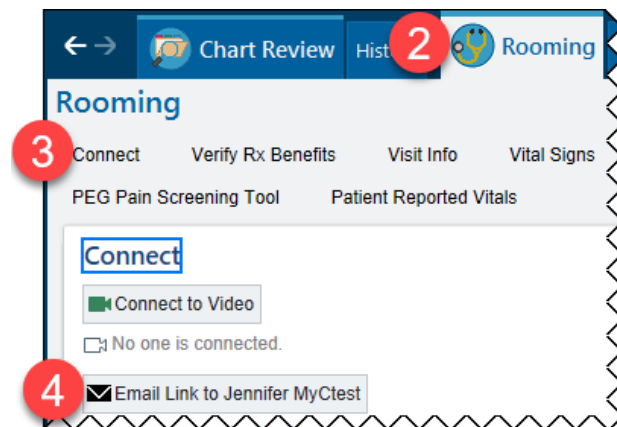
Epic Video Visit - Connect to Patients without an Active MyAspirus Account

For patients who do not have an active MyAspirus account or want to invite a third party to their appointment, please follow the steps below to send an email link to perform the video visit.

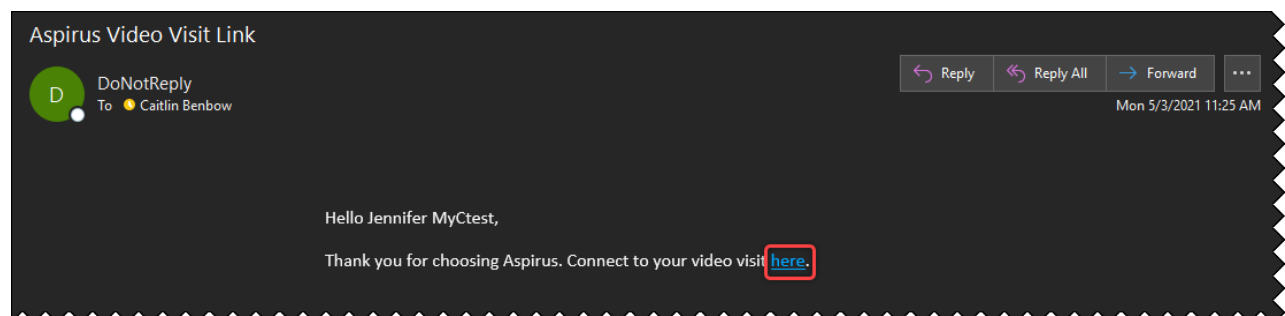
Try It Out

1. Double click the patient's Scheduled Video Visit from the clinic schedule.
2. Click **Rooming**.
3. Within the Rooming activity, click **Connect**.
4. Click **Email Link to [patient name]**.

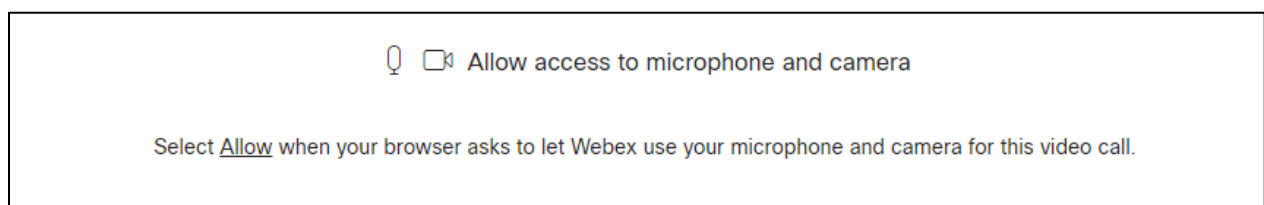
Note: the patient must have an email on file in their demographics to send an email link.



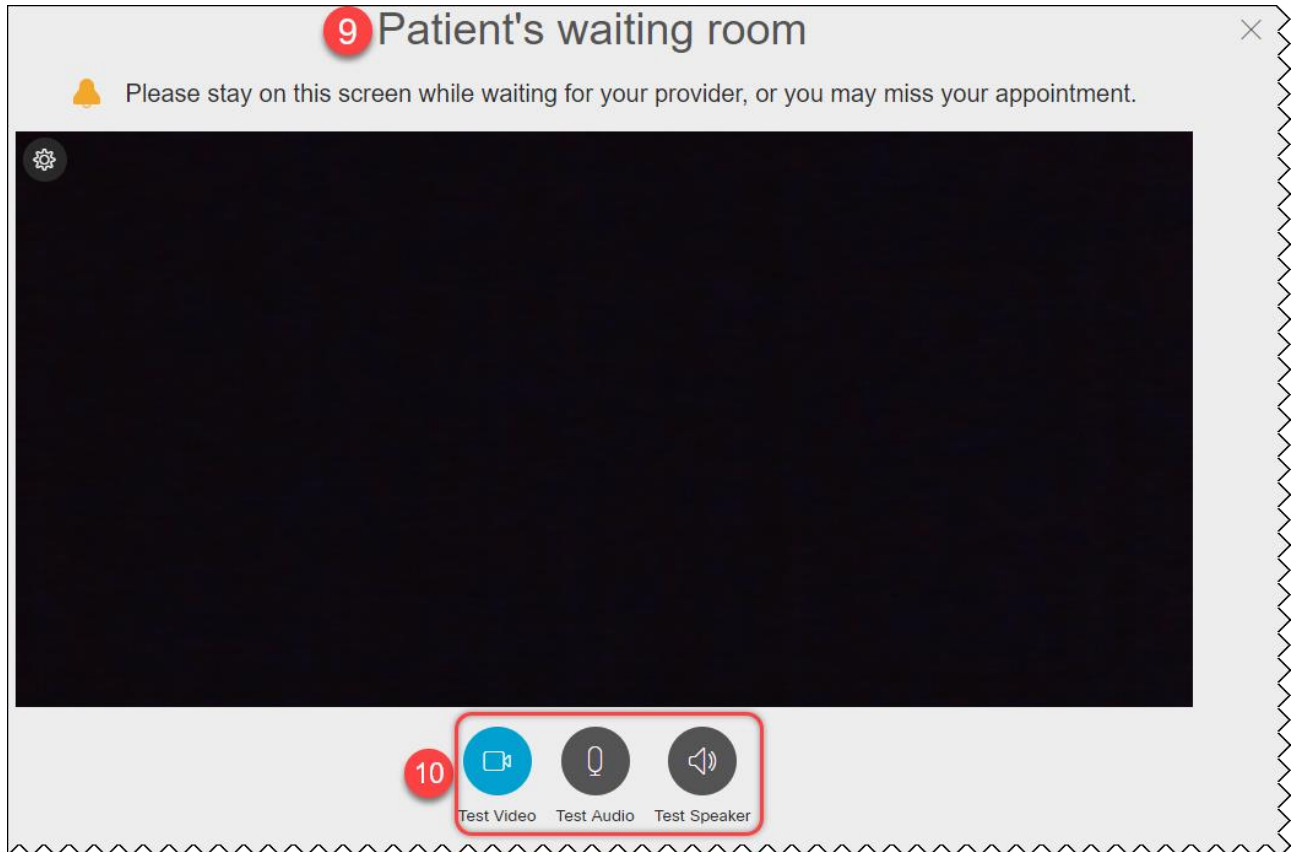
5. The patient will receive an email from DoNotReply@aspirus.org.
6. Within the body of the email there will be a link for the patient to click to launch the video visit.



7. The patient will receive a prompt to allow access to their microphone and camera.



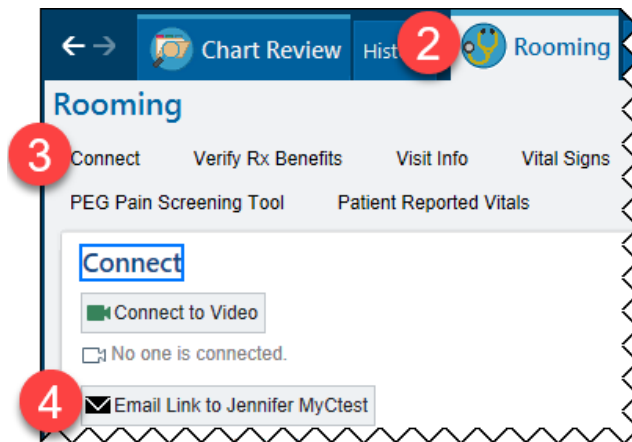
8. The patient will see a series of messages (Preparing your meeting, Thanks for waiting, and Almost done) while their video visit is loading.
9. Once the video visit has loaded, the patient will be brought to the Patient waiting room.
10. From the waiting room, the patient can test video, test audio, and test speaker.
11. Once the Provider joins the video visit the patient will automatically join into the video visit.



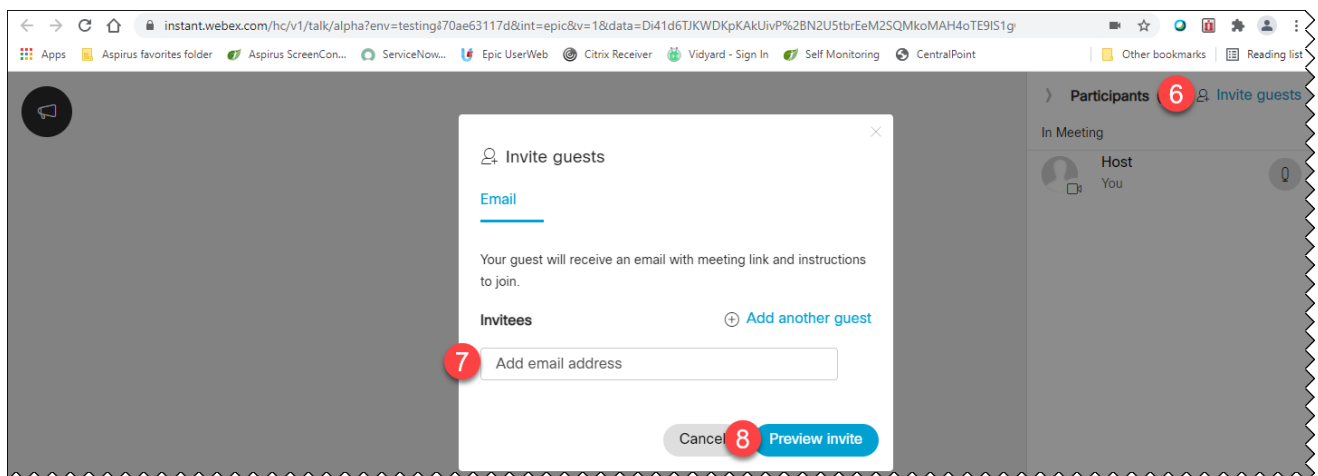
Try It Out – Inviting a Third Party

1. If you know ahead of time that a third party will be joining the video visit double click the patient's Scheduled Video Visit from the clinic schedule.
2. Click **Rooming**.
3. Within the Rooming activity, click **Connect**.
4. Click **Email Link to [patient name]**.

Note: the patient must have an email on file in their demographics to send an email link. The email, with link to join the video visit, will be sent to the patient. It is the patient's responsibility to forward the email to the person(s) who will be joining the video visit appointment.



5. If the patient doesn't inform you that they want to invite a third party to the video visit until the visit starts you can still send the participant a link from the video visit platform.
6. Click **Invite guests**.
7. Enter in the participant's email address.
8. Click **Preview invite**.



9. Click **Send invite**.